

## Release Notes

# ***UNIVERGE SV8300***

**R3.0 Software Release**

- 1. Overview ..... 3**
- 2. New Business Features ..... 3**
  - 2.1 PMS via RS-232C ..... 3
    - 2.1.1 Benefits ..... 3
    - 2.1.2 Required Software and Hardware ..... 3
  - 2.2 VRS/DAT with PZ-VM21 CF Card ..... 5
    - 2.2.1 Benefits ..... 6
    - 2.2.2 Required Software and Hardware ..... 6
  - 2.3 Do NOT Disturb - Group ..... 7
    - 2.3.1 Benefits ..... 7
    - 2.3.2 Required Software and Hardware ..... 7
  - 2.4 Room Cutoff - Group ..... 8
    - 2.4.1 Benefits ..... 8
    - 2.4.2 Required Software and Hardware ..... 8
- 3. Enhanced Features ..... 9**
  - 3.1 External Alarm Relay ..... 9
    - 3.1.1 Benefits ..... 9
    - 3.1.2 Required Software and Hardware ..... 9
  - 3.2 Hotel/Motel Feature Enhancements ..... 10
    - 3.2.1 Benefits ..... 10
    - 3.2.2 Required Software and Hardware ..... 10
  - 3.3 SMDR ..... 11
    - 3.3.1 Benefits ..... 11
    - 3.3.2 Required Software and Hardware ..... 11
  - 3.4 2PGD Adapter – Music On Hold ..... 12
    - 3.4.1 Benefits ..... 12
    - 3.4.2 Required Software and Hardware ..... 12
  - 3.5 DT300/700 Terminals ..... 12
    - 3.5.1 Benefits ..... 12
  - 3.6 PC Pro ..... 13
    - 3.6.1 Benefits ..... 13
    - 3.6.2 Required Software and Hardware ..... 13
  - 3.7 CAT Mode ..... 14
    - 3.7.1 Benefits ..... 14
    - 3.7.2 Required Software and Hardware ..... 14
- Software and Hardware ..... 15**
- Technical Documentation ..... 17**

## 1. Overview

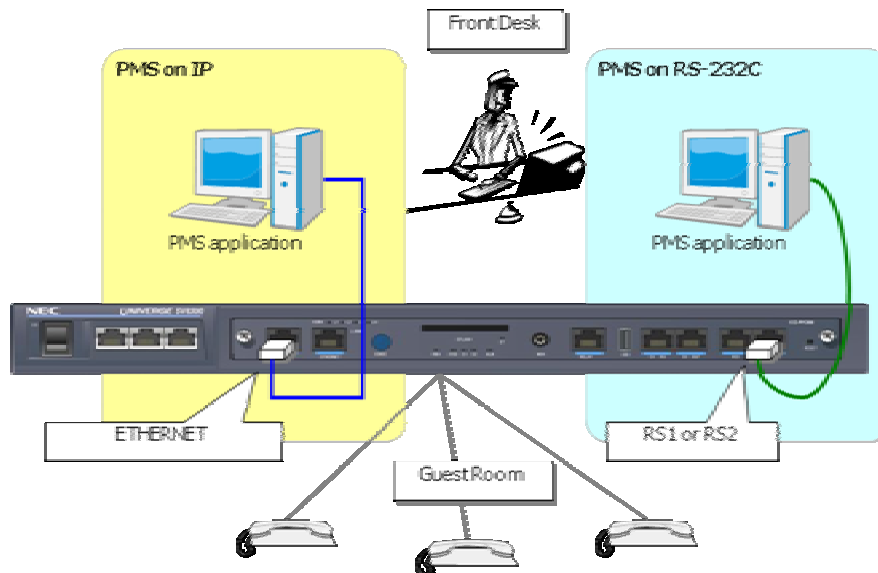
The UNIVERGE SV8300 continues to provide new and enhanced features with the release of 8300 R3.0 series software. R3.0 revision software includes the new features PMS via RS-232C, VRS/DAT via PZ-VM21, Do Not Disturb - Group, and Room Cutoff - Group, etc. In addition, there are enhancements to SMDR, Hotel/Motel, external relay, 2PGD adapter, PC Pro, and CAT mode, etc.

## 2. New Business Features

### 2.1 PMS via RS-232C

PMS Interface provides a data link interface to the customer supplied Property Management System (PMS). With the original R1 release, PMS connection was provided only via IP port on CPU using Model 90/120 protocol. Now with SV8300 R3.0 there are now two types of PMS connections available to allow for interfacing to various PMS systems using Model 60/90/120 protocols.

- PMS via IP: PMS connection is provided via IP port on CPU using either Model 60/90/120 protocols.
- PMS via RS-232C: PMS connection is provided via RS port on CPU using either Model 60/90/120 protocols.



#### 2.1.1 Benefits

Allows the ability to select type of PMS connection required for customer's Property Management System

#### 2.1.2 Required Software and Hardware

- R3.0 Version License Software
- PMS License

<b>Models 60, 90 and 120 Protocol: Major Functions</b>		
Check-In/Out	Group Announcement	Room Data Change
Data Link Maintenance	Maid Status	Room Move/Swap/Copy
Direct Data Entry	Message Waiting Lamp	Room Recovery
Extension Connection	Restriction Control	Wake Up
Extension Report		

<b>Model 60 Messages:</b>		
Check In	Check In MWL Off Report	Reservation Setting
Check Out	Check Out MWL On Report	Reservation Cancellation
Guest Name Change	Check Out Message Waiting Report	Room Image Set
	Check Out Outgoing Call Report	Room Move/Swap/Copy

<b>MODEL 90 &amp; 120 Messages:</b>		
Check In	Check Out Message Waiting Report	Provisional Check In
Check Out	Guest Room Secretary Telephone	Provisional Check Out
Check In Cancellation	MWL Status	Room Change
Check Out Cancellation	MWL On (FDT)	Room Data Change
Connecting Room Service	MWL Off (FDT)	Room Key Status Change
Direct Data Entry		Room Status Change

## 2.2 VRS/DAT with PZ-VM21 CF Card

SV8300 R3.0 provides long duration announcements with PZ-VM21 and CF card. Maximum duration per announcement is 120 seconds. The CF card is commonly used for Speech Synthesis feature (released in R2.0) and the VRS feature (VRS: Voice Response System)

8 Messages, max 120 sec. each		
Announcement Service	Delay Announcement - ACD	PS No Answer Announcement
Attendant Delay	Delay Announcement - UCD	PS Out Of Zone Announcement
Automated Attendant	Intercept Announcement	Voice Guide
Automatic Wake-Up	Timed Reminder	

- The message is recorded/deleted from station.
- It is required to select which type of device is used in system, MP built-in VRS or VM21+CF card
- If MP built-in VRS is used in system and it is replaced to VM21+CF card, the messages stored in the MP built-in VRS cannot be copied to the CF card. In this case, the messages should be re-recorded to the CF card.



**2.2.1 Benefits**

Allows for longer duration of announcement services

Item	SV8300	
	MP built-in VRS (R1 or higher)	VRS with VM21+CF (R3.0)
Maximum number of announcements	8/system	8/system
Maximum duration per announcement	30sec.	120sec.
Maximum number of channels that can be used in system at the same time	8/system	8/system (Note)

Note: Maximum eight channels can be used with announcement and speech synthesis function at the same time. (Example: If five channels are connected to station/trunk party for announcement service, remaining three channels can be used for announcement service or speech synthesis.)

**2.2.2 Required Software and Hardware**

- R3.0 Version License Software
- PZ-VM21
- SV8300 VOICE DATA CF(SS/VRS)

## 2.3 Do NOT Disturb - Group

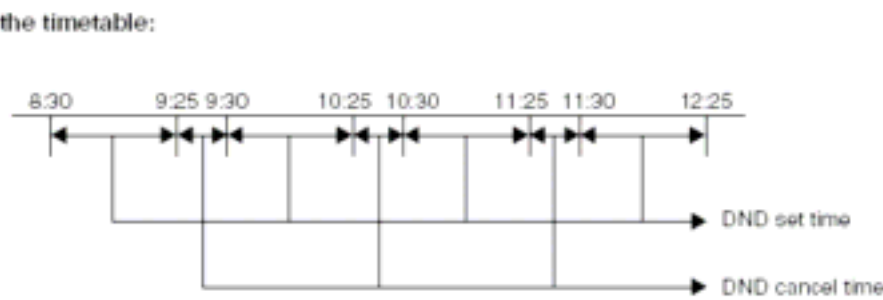
Do Not Disturb restricts incoming calls to a station and can be set by an individual station or from the Attendant Console. Placing a station in Do Not Disturb (DND) does not prevent a station from originating a voice or data call or from receiving a data call. This feature also allows a station to ensure privacy from telephone interruptions while on an outgoing call.

With R3.0 Do Not Disturb can be automatically set and released to select stations at predetermined date or day of the week and time using system timer.



Automatically set class room phones to DND during class hours

Example of the timetable:



### 2.3.1 Benefits

This feature allows the system to schedule to set/cancel Do Not Disturb for a group of stations at appointed time.

### 2.3.2 Required Software and Hardware

- R3.0 Version License Software

## 2.4 Room Cutoff - Group

Room Cutoff allows the temporarily restriction of telephones from making unauthorized calls. This feature can restrict all outgoing calls from a station while still allowing internal calls or restrict all outgoing and internal call from station.

With R3.0 Room Cutoff can be automatically set and released to select stations at predetermined date or day of the week and time using system.



Automatically set study hall phones to RC during study hall hours.

### 2.4.1 Benefits

This feature allows the system to schedule to set/cancel Room Cutoff for a group of stations at appointed time.

### 2.4.2 Required Software and Hardware

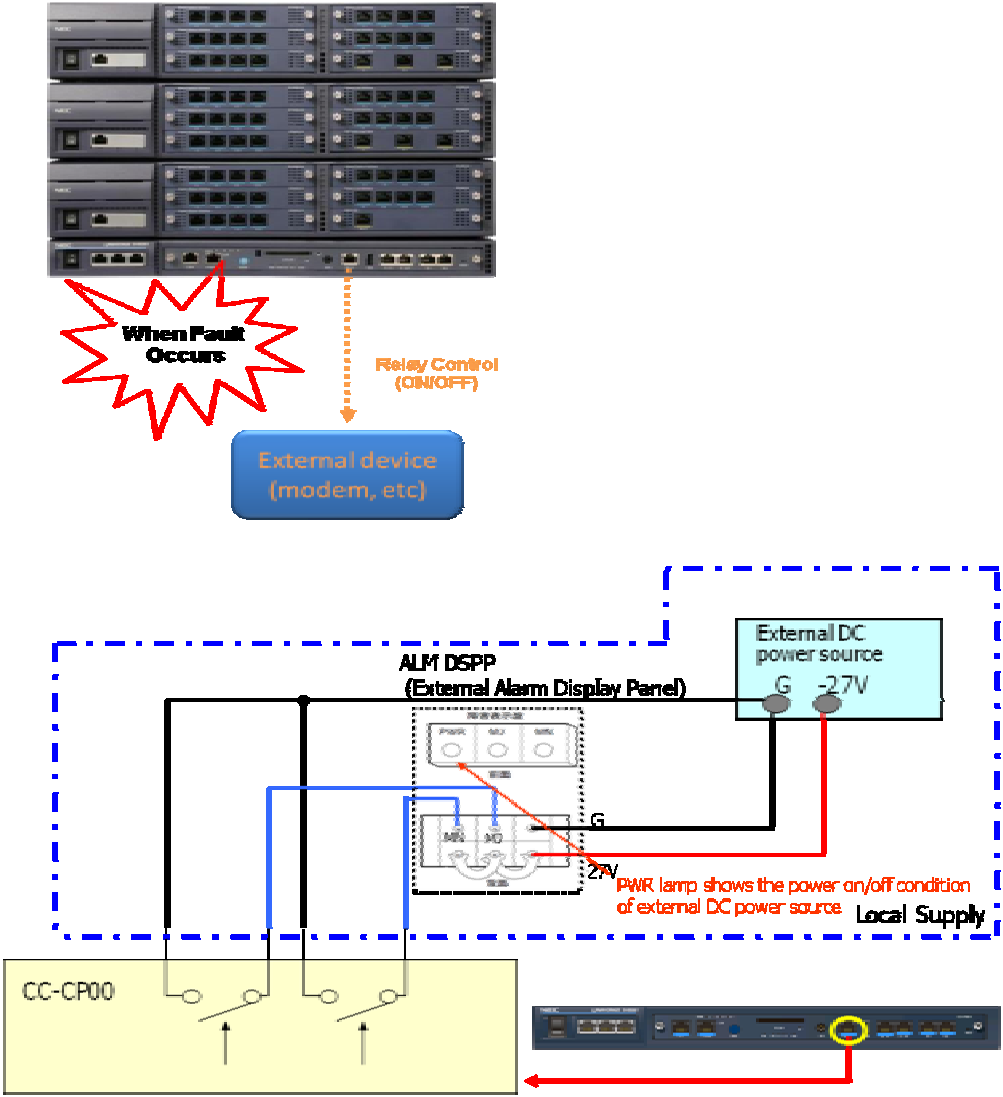
- R3.0 Version License Software



### 3. Enhanced Features

#### 3.1 External Alarm Relay

With SV8300 R3.0 MJ/MN lamp indication can be provided on external alarm display panel. The alarm lamp is controlled by relay circuit mounted on CPU#1. For the external alarm display panel, it is necessary to prepare the external power source which provides DC -27V.



##### 3.1.1 Benefits

Improves monitoring of system alarm information

##### 3.1.2 Required Software and Hardware

- R3.0 Version License Software


## 3.2 Hotel/Motel Feature Enhancements

### Direct Data Entry Printout

Direct Data Entry allows a maid or other hotel personnel to enter numeric data to the PMS (Property Management System), using the guest room station for entry through dial operation. The same numerical data can be output to a Hotel/Motel Printer by system data programming. R3.0 enables Direct Data Entry printout to the content when using Direct Data Entry. This is available through PMS-LAN interface.

### Room Status Printout

Room Status provides the Hotel/Motel (H/M) Front Desk Instrument with a visual display of the guest's room status. A supplementary print out (individual and summary) can be provided. R3.0 enables information such as, Automatic Wake-up (WU) (Set/Not set/Answer/No answer etc.), Message Waiting (MW), Do Not Disturb (DD), Room Cutoff (RC), or Room Status Code of the station can be printed out.



### 3.2.1 Benefits

Improves Hotel/Motel applications

### 3.2.2 Required Software and Hardware

- R3.0 Version License Software
- PMS License

**3.3 SMDR**

SV8300 R3.0 expands the maximum buffer memory of billing information. The buffer memory was up to 1023 calls; this enhancement expands the buffer to 27000.

- Alarm output of excessive buffer memory of billing info. (Not available till R2)
- Billing information output via multiple ports (max. six ports) (Note 2)

Item	SV8300 R1/R2	SV8300 R3.0	
		About 12000	About 27000
Maximum stored calls of billing info.	1023	About 12000	About 27000
Status when exceeds max stored calls (always old or latest data?)	old/latest (selectable)	latest	
Register fault / restoration when exceeds stored calls	NA	Available	
Data retention at the time of system initial or power off	NA	Available	
Combined usage with embedded DAT	Available	Available	NA (Note 1)

Note 1: Use PZ-VM21+CF card for various announcement services

Note 2: Call record type to be output can be set in each port.

**3.3.1 Benefits**

Improves SMDR/Call Accounting Applications

**3.3.2 Required Software and Hardware**

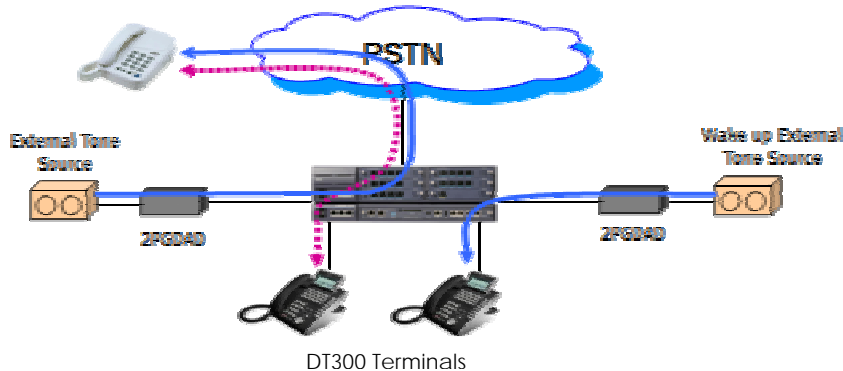
- R3.0 Version License Software

### 3.4 2PGD Adapter – Music On Hold

The SV8300 and 2PGD adapter has been enhanced to allow more MOH sources. Besides the MOH connection on the CPU, now the 2PGD connected to a DLC port can allow for up to 10 external music sources.

Maximum 10 External Music Sources

- External MOH Source
- External Wake-up Music Source



#### 3.4.1 Benefits

This enhancement allows for more music sources which will allow for a different MOH for various types of calls and system functions.

#### 3.4.2 Required Software and Hardware

- R3.0 Version License Software
- PGD(2)-U10 ADP

### 3.5 DT300/700 Terminals

NEC continues to enhance terminals to allow for more flexibility and to be more user friendly. The following enhancements have been made to the DT300/700 terminals to allow for easier operation.

DT300/700 Enhancements

- Operational Enhancement of Scroll Directory
- Operational Enhancement of Fixed Feature Keys
- Double height characters indication on LCD
- Reverse Contrast on LCD

#### 3.5.1 Benefits

Enhancements allow more user features and easier operation of terminal.

## 3.6 PC Pro

The SV8300 PC Programming (“PC Pro”) is a personal computer that provides an interface to the PBX via the system’s CPU blade. The PC Pro PC must have the PC Pro program properly installed to communicate with the PBX. PC Pro is required for system software registration and activation. PC Pro is a Graphical User Interface (GUI) program that provides an efficient method to manipulate the PBX database. This program contains extensive help files, Usage Wizards and Tool Tips, with hyperlinks imbedded in the text. The hyperlinks provide quick access to the appropriate Add-In modules. Add-In modules provide a user friendly intuitive method to customize the PBX database.

R3.0 PC Pro Enhancements:

- 1) Wizard Mode
- 2) Easy Group Setting
- 3) Station Data Copy / Move / Swap
- 4) PC Pro Maintenance Interface (PMI)

### 3.6.1 Benefits

PC Pro enhancements allow maintenance and upgrades to be handled easier.

### 3.6.2 Required Software and Hardware

- R3.0 Version License Software
- PC Pro

### 3.7 CAT Mode

In addition to the PC Programming, programming of the system can be done from selected Multiline Terminals with LCD. The designated Multiline Terminals can be placed in program mode, and system data can then be changed.

Controls can now be set and entered via soft-keys



#### 3.7.1 Benefits

Operability of CAT, one of maintenance features in small PBX, is improved to achieve easier installation.

#### 3.7.2 Required Software and Hardware

- R3.0 Version License Software

## Software and Hardware

Part Number	Description	Comments
<b>Software - New and Enhancements</b>		
670899	LS-SYS-R3-LIC	R3.0 Version License
670769	LS-FEA-PMS-LIC	PMS License - one license per system Enables System PMS Interface via IP and RS-232C (Model 60/90/120)
<b>Hardware - New and Enhancements</b>		
670032	SV8300 REMOTE-PLUS PACKAGE (64)	SV8300 Remote-Plus Package (64) is used for Remote Link sites (Units 5 through 50) that require 64 VoIP PAD Channels or less. When quoted, one VoIP PAD License will be provided with each package. Package includes: CHS1U-AC (US), CC-CP31 MP-US, PZ-BS10, PZ-64IPLA, CHS2U-US, PZ-BS11
670048	SV8300 MULTI/REMOTE-PLUS PACKAGE (128)	SV8300 Multi/Remote-Plus Package (128) is used for multiple unit (Units 2, 3 and 4) configurations and for Remote Link sites (Units 5 through 50) requiring more than 64 VoIP PAD channels. When quoted, one VoIP PAD License will be provided with each package. Package includes: CHS1U-AC (US), CC-CP31 MP-US, PZ-BS10, PZ-128IPLA, CHS2U-US, PZ-BS11
670069	CC-CP31 MP-US	The CC-CP31 MP-US is the remote processor for the SV8300. The CC-CP31 is included in each SV8300 Remote-Plus Package (64) and SV8300 Multi/Remote-Plus Package (128). Note: CP31 cannot be used as main CPU
670026	CHS1U-AC (US)	CHS1U-AC (US) (1U chassis) houses CPU, Ethernet ports, RS ports, etc. One 1U chassis is required for each SV8300 main and remote units. CHS1U-AC (US) includes: SN1752 CYGMB (1U chassis, power supply), AC Cord (UJ), CHS Blank Slot Cover for BUS, TM-166-8(#5836) Bumper, Front Cover, LED LENS
670526	CHS1U BATT MTG KIT-A	Battery Mounting Unit for 1U Chassis (replaces 670530 CHS1U BATT MTG KIT)
670103	PZ-VM21	Daughter Board includes V.34 Modem: Used for Internal Modem, Speech Synthesis, and Voice Response System (VRS)

Part Number	Description	Comments
670857	<b>SV8300 VOICE DATA CF(SS/VRS)</b>	The Voice DATA CF (SS/VRS) can be used for Speech Synthesis (CF for Multilanguage Automatic Wake-Up Feature) and Voice Response System (VRS) (8 circuits for announcements up to 120 seconds) Note: Used with the PZ-VM21 daughter board
750305	<b>PGD(2)-U10 ADP</b>	Provides circuit which allows connection to external devices such as Door Phone, External Paging, External Alarm Relay/Key, and MOH. Interfaces to DLC interface blade.
680612	<b>SN716 DESK CON-C</b> SN716 DESK CON-C 6P6C(IV) Line Cord	SN716 DESK CONSOLE - Maximum of 8 Consoles per system
680613	<b>SN-716 DESK CONSOLE HEADSET</b>	Headset for SN-716 DESKCON
680614	<b>SN536 DCHST A-A</b>	Handset & Cradle for SN-716 DESKCON
151353	<b>SN716 DESK CONSOLE PLASTIC FACEPLATE</b>	Clear plastic face plate for Console
151354	<b>SN716 DESK CONSOLE PAPER DESI LABEL</b>	Paper Desi label for Console

*NOTE: These release notes are provided as a quick reference of R3.0 enhancements and may not cover all service and operation conditions. The UNIVERGE SV8300 Features and Specifications document should be referenced for detailed information about each feature and enhancement before discussion and implementation.*



## Technical Documentation

Description	Revision
SV8100 / SV8300 Hardware Manual	3.01
SV8300 Command Manual	4.0
SV8300 Programming Manual	4.0
SV8300 Networking Manual	4.0
SV8300 System Manual	4.0
SV8300 PC Programming Manual	3.0
SV8300 System Data Programming	3.0
SV8300 System Maintenance Manual	3.0
SV8300 Business/Hotel Feature & Specification	3.0
SV8300 SMDR-MCI-PMS Specification	3.0
SV8300 ISDN/Q-SIG Feature & Specification	3.0
SV8300 CCIS Feature & Specification	3.0
SV8300 WCS Feature & Specification	3.0
UM8000 Installation Guide	2.0
InRouter Configuration Guide	1.0
PoE Gigabit Switch Configuration Guide	2.0
SV8300 Parts & Price Book	4.0